

Operation Instruction

Wireless Touch Switch



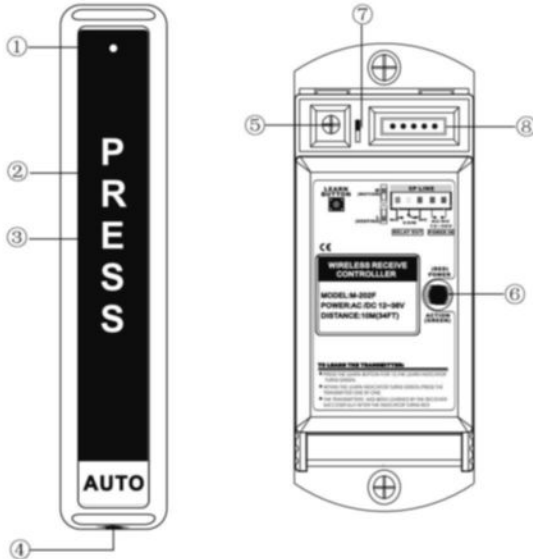
1 Safety Instruction

! Thank you for your purchasing, please refer to the following before using.

2 Over-all Characteristic

- ADOPT uniformity frequency, high stability of wireless signal receiving and sending
- Siludification of PU varnished shell, dapper appearance with anti-off screw
- Operation frequency 315M, stability better than 10-5.
- Panel pushing with low-power consumption, long service life battery.
- Three point of trigger pressing design to ensure the effective action.
- With large capacity output, available to be used with autodoor, electric lock and access controller
- Door open within 2s when signal received.
- Wide voltage input of AC/DC12-36V
- Function switch with voice indicator, power indicator turns green to confirm the validity of operation.

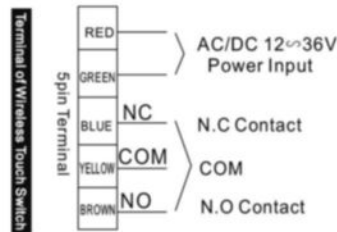
3 Product Over-view



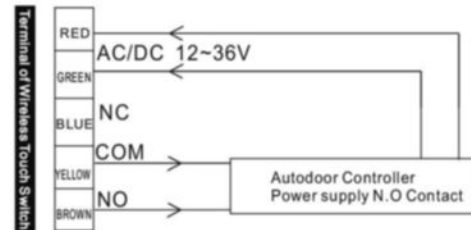
- This product is with the function of coding self-learn. Make sure the code of remote transmitter has been learned into the receiver before using (16 kinds of codes can be learned).
- Operation way: Press the learned button for 1S, indicator turns green. Press any key of the remote transmitter. The transmitter has been learned by the receiver successfully with two flashes of green light appears.
- Delete method: Press the learn button for 5S, turns to green light, all the codes has been deleted successfully (Can not delete one by one).
- Switch off power when switching the function of L-type and M-type.
- Otherwise, the receiver maintains the previous state.

- ① The launch indicator (When trigger effective turns red light)
- ② Pushing panel
- ③ Dial switch placed inside, prevent the anti-interference by editing different signal code
- ④ Fixing screw
- ⑤ Learn button
- ⑥ Indicator (With red light when power is on, turns green when signal received)
- ⑦ L-type and M-type available for chosen for the output state
- ⑧ Binding post

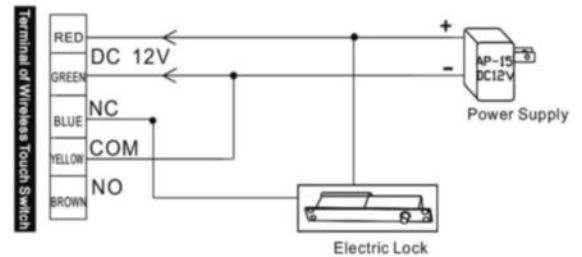
4 Definition of Input and Output



5 Wiring Diagram



Wireless touch switch connect with Autodoor



Wireless touch switch connect with electric lock

6 Technical Parameter

Wireless Receiver	
Power supply:	AC/DC12~36V
Static Current:	15mA
Action Current:	80mA (DC12V Power)
Relay contact capacity:	20A 14VDC
Wireless Transmitter	
Power supply:	6V (2/pcs 3V battery)
Emission Current:	3.9mA
Life of Battery:	more than 20000times
Transmit distance:	more than 25M
Operation temperature:	-42℃~45℃
Operation Humidity:	10~90%RH
Dimension:	203mm (L) × 41mm (W) × 12.5mm (H) (Transmitter)
	123mm (L) × 50mm (W) × 32mm (H) (Wireless receiver)